

<p>Hamilton County</p> <p>LEVY FUNDING REQUEST FORM</p>	FUNDING REQUEST	
	LEVY	Indigent Care
	LEVY PERIOD	2012-16
	AGENCY	St. Vincent de Paul Charitable Pharmacy
	CONTACT PERSON	Liz Carter
IS THIS PROGRAM CURRENTLY FUNDED BY THE LEVY? Y <b>N</b>		

**GUIDELINES FOR DRAFTING PROGRAM NARRATIVE AND GOALS**

1. Detail exactly what the program is, funding history, why levy funding is being requested.
2. Does this program receive other funding? Please provide detail.
3. How does this program add to Hamilton County's current goals for this levy?
4. What service levels will be impacted by funding? How? What population does the program serve?
5. Establish concrete criteria for how you will measure progress. Are the goals realistically attainable within the limits of authority and levy funding?

[St. Vincent de Paul Charitable Pharmacy]
2012-2016 INDIGENT CARE LEVY FUNDING REQUEST: \$175,000 annually, \$875,000 total

	2012	2013	2014	2015	2016
Current Funding (if any)	0	0	0	0	0
Additional Request	\$175,000	\$175,000	\$175,000	\$175,000	\$175,000
Total Request	<b>\$175,000</b>	<b>\$175,000</b>	<b>\$175,000</b>	<b>\$175,000</b>	<b>\$175,000</b>

1. The St. Vincent de Paul Charitable Pharmacy is the only pharmacy in southwest Ohio dedicated to the unique mission of providing free pharmaceutical care to people in need who have no other way to afford their medication. Following the proven success of other charitable pharmacies operated by St. Vincent de Paul organizations around the country, particularly the Faith Pharmacy in No. Ky., the local pharmacy became a model for the State of Ohio. The Charitable Pharmacy serves as a pharmacy of last resort for those who do not qualify for other programs or are unable to pay for discounted medication, helping to avoid unnecessary emergency room visits for prescription refills. Many of our clients have chronic medical conditions. The Pharmacy provides "clinical pharmacy" services, meaning that in addition to filling prescriptions, we are able to provide basic wellness screenings, such as blood pressure and blood sugar tests. By receiving needed medication along with these basic screenings, people with illnesses such as heart disease or diabetes can better manage their health and avoid relapses requiring expensive acute care.

A Prescription Origin Study documents that client referrals come from hospitals, behavioral health agencies, free and low cost public health clinics, and physician offices throughout the county. Although some low cost prescription coverage is provided by University Hospital, Cincinnati Health Department, and Crossroads, we provide last resort coverage for them as well. The formulary of medications available includes many expensive medications unavailable at Health Department pharmacies and neighborhood health care clinics. Mental health agency clients cannot access Hoxworth or Cincinnati Health Department pharmacies for needed psychoactive medications. Since opening in September 2006, the Charitable Pharmacy has had tremendous success with start-up funding from private foundations and has generated increased support from individual donors; however, maintaining support at current funding levels is not possible as start-up funding ends to meet existing and growing need for the pharmacy's services. In Northern Kentucky, the pharmacy receives funding from three of the counties that it serves. Indigent Care Levy support will help fund direct expenses and build capacity.

2. Currently, the Charitable Pharmacy is funded primarily by individual donors and private foundations. Funding sources have included the Greater Cincinnati Foundation Weathering the Economic Storm Fund, Carl H. Lindner Foundation, Keeler Foundation, the Academy of Medicine of Greater Cincinnati, Clement and Ann Buenger Foundation, Ethicon, Order of Malta, Bethesda Hospital, the City of Cincinnati and more than 900 individual donors. As start-up foundation support decreases, additional funding sources are needed to assure the Charitable Pharmacy can meet current and future needs. Levy funding will complement private funding and fill the gap so we may increase our services to provide more than \$3.5 million worth of prescriptions annually during the life of the levy. The pharmacy drug formulary is quite extensive and the vast majority of medicine is donated or procured free of charge through donated generics and physician samples, the Ohio Drug Repository Program, bulk replenishment from name-brand pharmaceutical companies and very limited purchase. The disposal of expired drugs is managed according to code with a third party company providing safe and environmentally-friendly disposal.

3. While the Indigent Care Levy provides health care to those who can't afford it, primarily through the two medical centers with a central mission of providing indigent care (University Hospital and Children's Hospital Medical Center), St. Vincent de Paul's pharmacy of last resort reaches a wide cross section of uninsured or underinsured Hamilton County residents who are not part of these medical systems. According to a recent Brookings Institution study, the fastest growing population of impoverished people is now in the suburbs. Since 2009, we have provided at least 100 prescriptions to people in need in every zip code in Hamilton County except Indian Hill. The pharmacy serves as a missing link in the care for clients of behavioral health agencies currently funded by county levies. Most referrals come from mental health agencies (25%) such as CCHB, Greater Cincinnati Behavioral and Talbert House. Hospital systems including Christ, TriHealth, and Mercy are the source for about 15% of the referrals and low cost area clinics such as Neighborhood Health Care, Cincinnati Health Dept., and Crossroads are about 16%. The remaining 44% of our referrals comes from a diverse group of community physician practices and other public and private health providers throughout Hamilton County. The SVDP Charitable Pharmacy offers a creative solution with a high return on investment to support the Hamilton County existing hospital and clinic safety net with free pharmaceutical care for those who qualify.


4. Funding will allow the Charitable Pharmacy to maintain and increase the number of prescriptions dispensed to the uninsured and impoverished in Hamilton County (see chart below for actual and projected service). The Charitable Pharmacy has developed relationships to secure millions of dollars worth of donated medication annually. Professional staffing, complemented by volunteers, is required to safely

dispense the donated medication. Most of the levy funds will be used to increase staffing from 2.5 FTEs to 4 FTEs, with the remainder filling the gap as start-up funding decreases to offset costs of a small amount of purchased medication and other overhead. The increased staffing will make it possible to fill more prescriptions – medicine that in most cases is already on the shelves. The pharmacy serves Hamilton County residents who have lost their jobs, the working poor, homeless and others who are experiencing gaps in service, cannot afford prescription insurance or pharmacy co-pays. Clients fall below 200% of the federal poverty guidelines. The majority of our clients need our services for one year or less to fill the gap until they return to work, recover, or secure other benefits.

5. Progress will be measured by growth in prescriptions provided to Hamilton County residents, ER avoidance (self disclosed) and establishment of a “medical home”. Making an investment in Hamilton County’s only Charitable Pharmacy offers an excellent way to leverage tax dollars. By providing needed medicine to people with chronic medical and mental health conditions, we ultimately save millions in health, social service and criminal justice costs by keeping patients out of the emergency rooms, off the streets and out of jail.

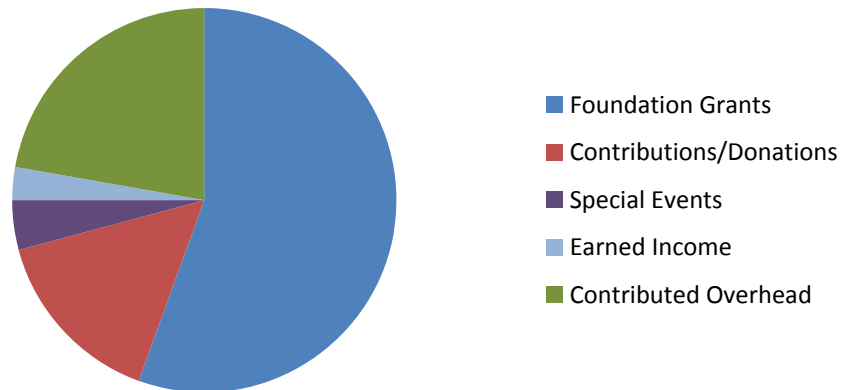
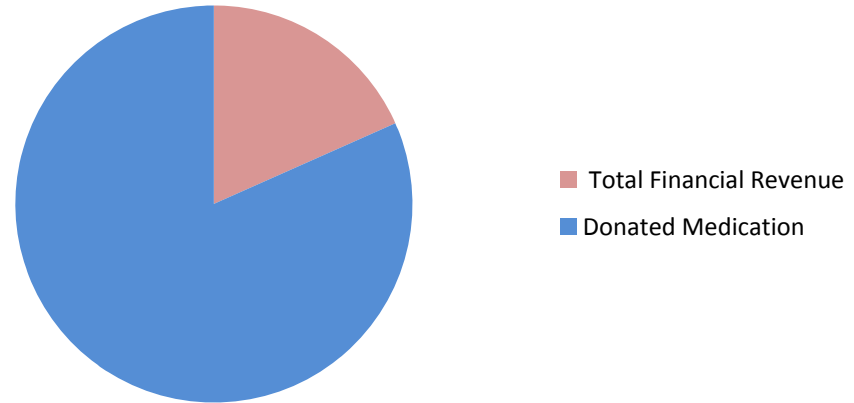
**Actual and Projected Performance, St. Vincent de Paul Charitable Pharmacy, Hamilton County only**

<b>Year</b>	<b>Budget</b>	<b># Prescriptions</b>	<b>Value of Prescriptions</b>
<b>2009</b>	\$379,055	21,456	\$2.1 million
<b>2010</b>	\$424,315	27,798	\$2.6 million
<b>2011</b> (estimated)	\$444,200	31,500	\$2.9 million
<b>2012</b> (projected with levy funding)	\$535,148	37,800	\$3.6 million
<b>2013</b> (projected with levy funding)	\$565,038	43,470	\$4.1 million
<b>2014</b> (projected with levy funding)	\$593,290	47,817	\$4.5 million
<b>2015</b> (projected with levy funding)	\$622,954	50,208	\$4.8 million
<b>2016</b> (projected with levy funding)	\$654,102	52,718	\$5 million



## St. Vincent de Paul Charitable Pharmacy Actual 2009

<b>Revenue</b>	
Foundation Grants	288,735
Contributions/Donations	79,189
Special Events	22,246
Earned Income	14,000
Contributed Overhead	115,829
<b>Total Financial Revenue</b>	<b>519,999</b>
Donated Medication	2,323,052
<b>Total Revenue/Donated Drugs</b>	<b>2,843,051</b>
<b>Expenditures</b>	
Salaries, taxes & benefits	196,917
Office/overhead expenses	21,754
Marketing/Development	20,475
Pharmaceuticals Purchased	24,080
Contributed Overhead	115,829
<b>Total Expenditures</b>	<b>379,055</b>
<b>In-Kind</b>	
Donated Medication	2,323,052
<b>Total Expenditures/Donated Drugs</b>	<b>2,702,107</b>
<b>Net Operating revenue (loss)</b>	<b>140,944</b>



## St. Vincent de Paul Charitable Pharmacy Actual 2010

### Revenue

Foundation Grants	240,170
Contributions/Donations	89,238
Special Events	23,592
Earned Income	18,000
Contributed Overhead	89,800
<b>Total Financial Revenue</b>	<b>460,800</b>

Donated Medication	<u>3,039,227</u>
--------------------	------------------

<b>Total Revenue/Donated Drugs</b>	<b>3,500,027</b>
------------------------------------	------------------

### Expenditures

Salaries, taxes & benefits	250,841
Office/overhead expenses	19,183
Marketing/Development	18,767
Pharmaceuticals Purchased	45,724
Contributed Overhead	89,800
<b>Total Expenditures</b>	<b>424,315</b>

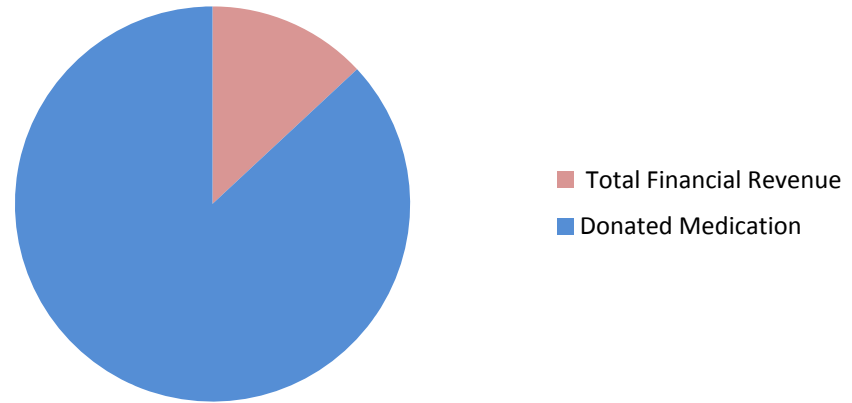
### In-Kind

Donated Medication	<u>3,039,227</u>
--------------------	------------------

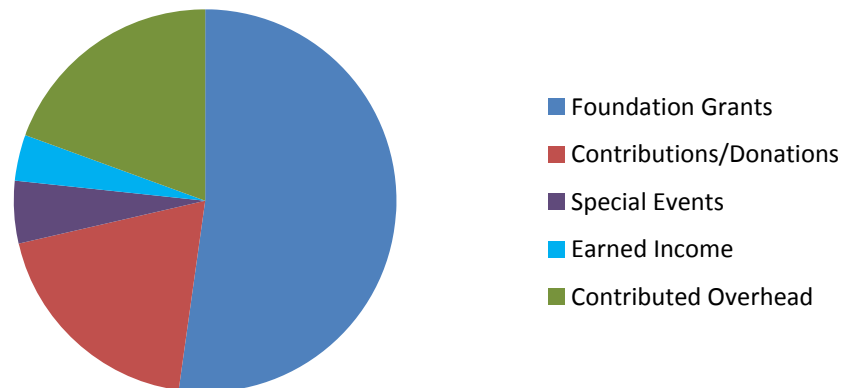
<b>Total Expenditures/Donated Drugs</b>	<b>3,463,542</b>
---	------------------

<b>Net Operating revenue (loss)</b>	<b><u><u>36,485</u></u></b>
-------------------------------------	-----------------------------

### Pharmacy Donations/Revenue



### Financial Revenue



## St. Vincent de Paul Charitable Pharmacy Budget 2011

### Revenue

Foundation Grants	200,000
Contributions/Donations	120,000
Special Events	25,000
Earned Income	17,000
Contributed Overhead	89,800
<b>Total Financial Revenue</b>	<b>451,800</b>

Donated Medication	<u>3,434,000</u>
--------------------	------------------

<b>Total Revenue/Donated Drugs</b>	<b>3,885,800</b>
------------------------------------	------------------

### Expenditures

Salaries, taxes & benefits	270,900
Office/overhead expenses	22,500
Marketing/Development	21,000
Pharmaceuticals Purchased	40,000
Contributed Overhead	89,800
<b>Total Expenditures</b>	<b>444,200</b>

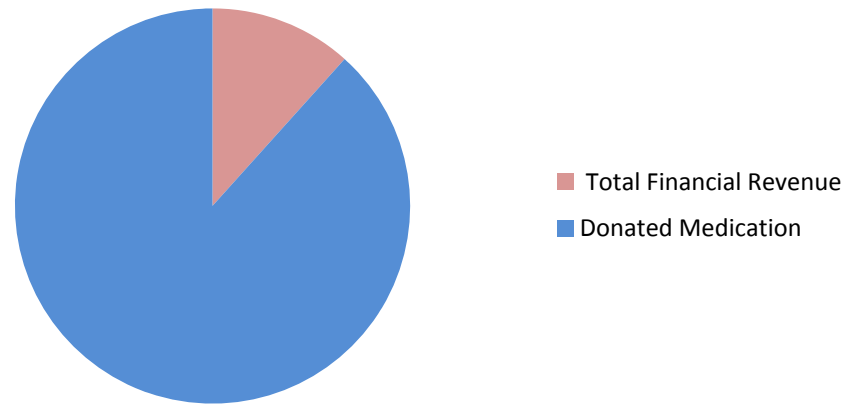
### In-Kind

Donated Medication	<u>3,434,000</u>
--------------------	------------------

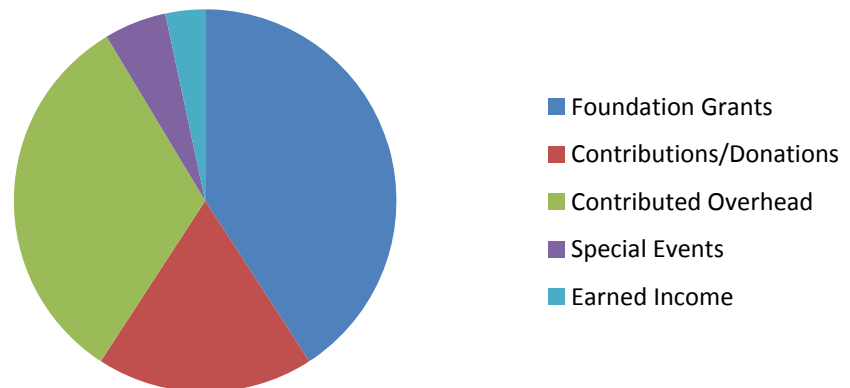
<b>Total Expenditures/Donated Drugs</b>	<b>3,878,200</b>
---	------------------

<b>Net Operating revenue (loss)</b>	<u><u>7,600</u></u>
-------------------------------------	---------------------

### Pharmacy Donations/Revenue



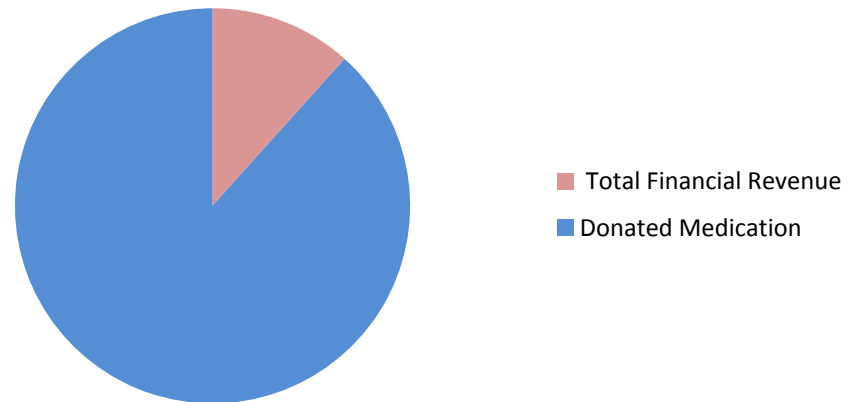
### Financial Revenue



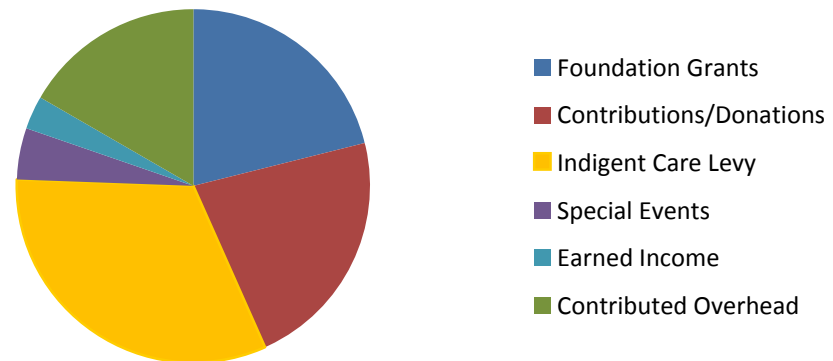
**St. Vincent de Paul Charitable Pharmacy Budget 2012 - DRAFT 4-28-11**

<b>Revenue</b>	
Foundation Grants	115,000
Contributions/Donations	120,000
Indigent Care Levy	175,000
Special Events	25,000
Earned Income	17,000
Contributed Overhead	89,800
<b>Total Financial Revenue</b>	<b>541,800</b>
 Donated Medication	 <u>4,120,800</u>
 <b>Total Revenue/Donated Drugs</b>	 <b>4,662,600</b>
 <b>Expenditures</b>	
Salaries, taxes & benefits	360,108
Office/overhead expenses	23,400
Marketing/Development	21,840
Pharmaceuticals Purchased	40,000
Contributed Overhead	89,800
<b>Total Expenditures</b>	<b>535,148</b>
 <b>In-Kind</b>	
Donated Medication	<u>4,120,800</u>
 <b>Total Expenditures/Donated Drugs</b>	 <b>4,655,948</b>
 <b>Net Operating revenue (loss)</b>	 <u><u>6,652</u></u>

**Pharmacy  
Donations/Revenue**



**Financial Revenue**



# St. Vincent de Paul Charitable Pharmacy Budget 2013 - DRAFT 4-28-11

## Revenue

Foundation Grants	126,500
Contributions/Donations	132,000
Indigent Care Levy	175,000
Special Events	25,000
Earned Income	17,000
Contributed Overhead	89,800
<b>Total Financial Revenue</b>	<b>565,300</b>

Donated Medication	4,738,920
--------------------	-----------

**Total Revenue/Donated Drugs 5,304,220**

## Expenditures

Salaries, taxes & benefits	388,188
Office/overhead expenses	24,336
Marketing/Development	22,714
Pharmaceuticals Purchased	40,000
Contributed Overhead	89,800
<b>Total Expenditures</b>	<b>565,038</b>

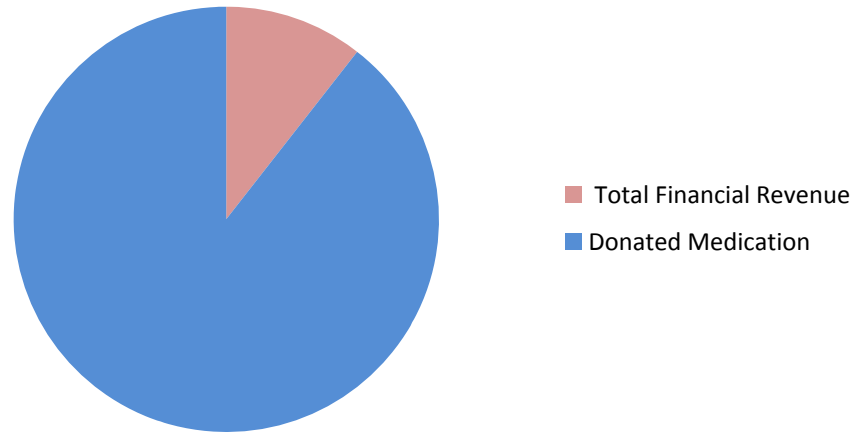
## In-Kind

Donated Medication	4,738,920
--------------------	-----------

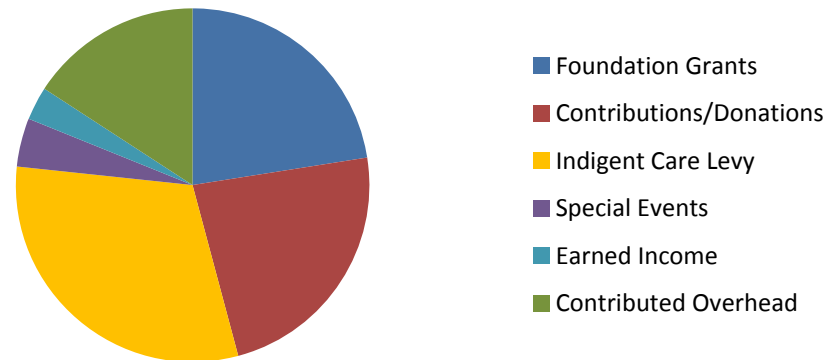
**Total Expenditures/Donated Drugs 5,303,958**

**Net Operating revenue (loss) 262**

## Pharmacy Donations/Revenue



## Financial Revenue



# St. Vincent de Paul Charitable Pharmacy Budget 2014 - **DRAFT 4-28-11**

## **Revenue**

Foundation Grants	136,620
Contributions/Donations	142,560
Indigent Care Levy	175,000
Special Events	25,000
Earned Income	17,000
Contributed Overhead	89,800
<b>Total Financial Revenue</b>	<b>585,980</b>

Donated Medication	5,212,812
--------------------	-----------

**Total Revenue/Donated Drugs** **5,798,792**

## **Expenditures**

Salaries, taxes & benefits	403,716
Office/overhead expenses	25,309
Marketing/Development	23,623
Pharmaceuticals Purchased	40,000
Contributed Overhead	89,800
<b>Total Expenditures</b>	<b>582,448</b>

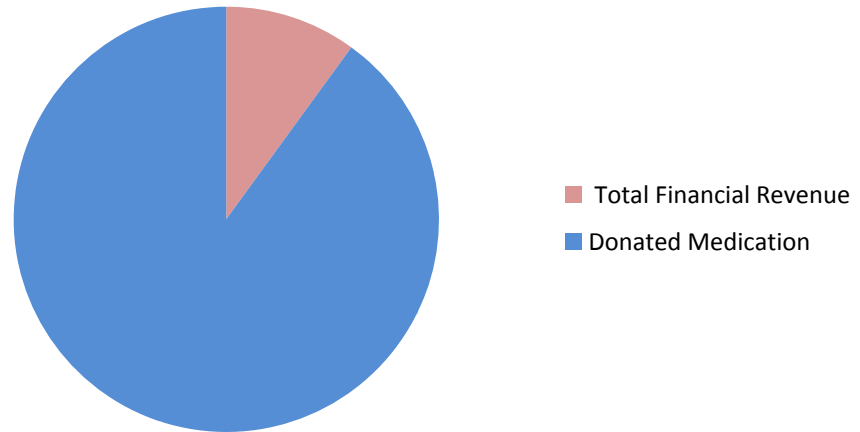
## **In-Kind**

Donated Medication	5,212,812
--------------------	-----------

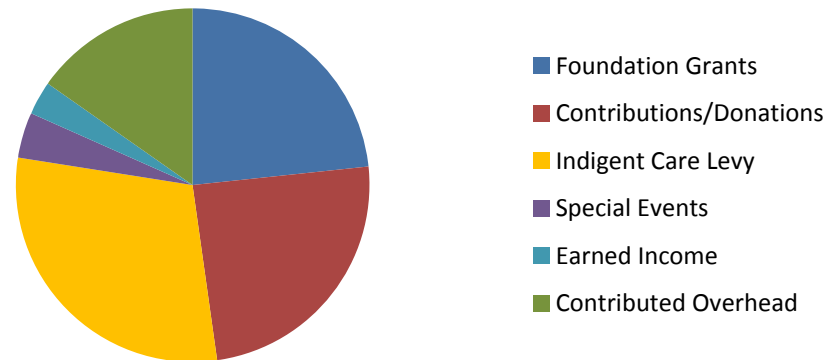
**Total Expenditures/Donated Drugs** **5,795,260**

**Net Operating revenue (loss)** **3,532**

### **Pharmacy Donations/Revenue**



### **Financial Revenue**



**St. Vincent de Paul Charitable Pharmacy Budget 2015 - DRAFT 4-28-11**

**Revenue**

Foundation Grants	146,183
Contributions/Donations	152,539
Indigent Care Levy	175,000
Special Events	25,000
Earned Income	17,000
Contributed Overhead	89,800
<b>Total Financial Revenue</b>	<b>605,523</b>

Donated Medication	5,973,014
--------------------	-----------

**Total Revenue/Donated Drugs                      6,578,537**

**Expenditures**

Salaries, taxes & benefits	419,865
Office/overhead expenses	26,321
Marketing/Development	24,568
Pharmaceuticals Purchased	40,000
Contributed Overhead	89,800
<b>Total Expenditures</b>	<b>600,554</b>

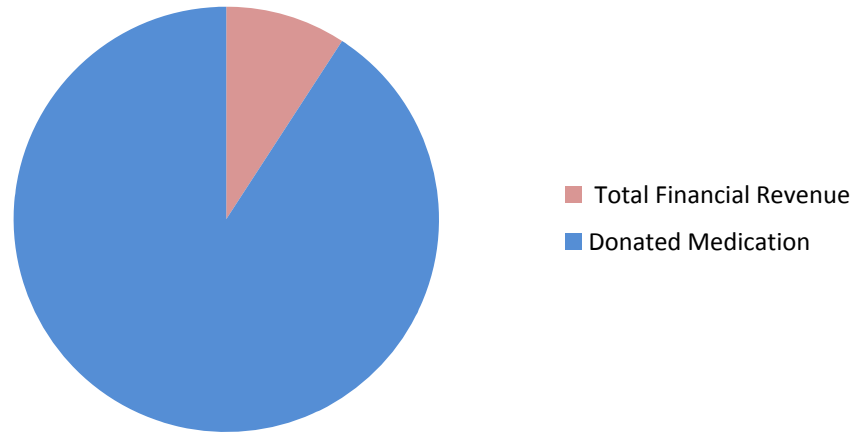
**In-Kind**

Donated Medication	5,973,014
--------------------	-----------

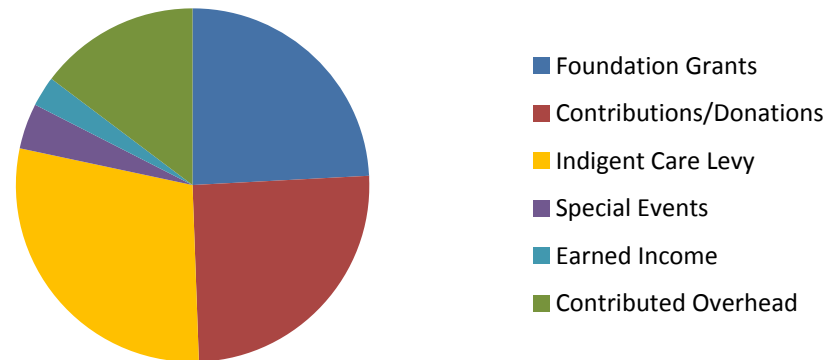
**Total Expenditures/Donated Drugs                      6,573,568**

**Net Operating revenue (loss)                                      4,969**

**Pharmacy  
Donations/Revenue**



**Financial Revenue**



# St. Vincent de Paul Charitable Pharmacy Budget 2016 - DRAFT 4-28-11

## Revenue

Foundation Grants	154,954
Contributions/Donations	161,691
Indigent Care Levy	175,000
Special Events	25,000
Earned Income	17,000
Contributed Overhead	89,800
<b>Total Financial Revenue</b>	<b>623,445</b>

Donated Medication	5,747,125
--------------------	-----------

**Total Revenue/Donated Drugs 6,370,570**

## Expenditures

Salaries, taxes & benefits	436,660
Office/overhead expenses	27,374
Marketing/Development	25,551
Pharmaceuticals Purchased	40,000
Contributed Overhead	89,800
<b>Total Expenditures</b>	<b>619,384</b>

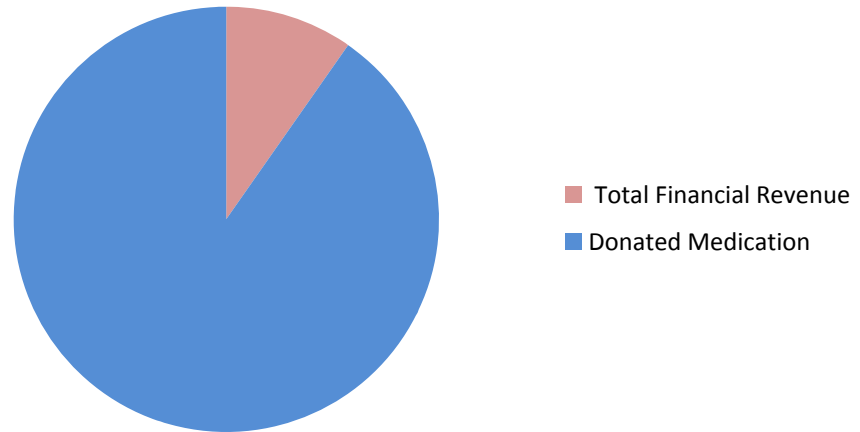
## In-Kind

Donated Medication	5,747,125
--------------------	-----------

**Total Expenditures/Donated Drugs 6,366,509**

**Net Operating revenue (loss) 4,061**

## Pharmacy Donations/Revenue



## Financial Revenue

